

Beyond Bespoke DR

Specification

- Inward or outward opening
- Anti-calcium coating
- Floor and ceiling mounted hinges
- Opti Clear 10mm glass
- Brackets only

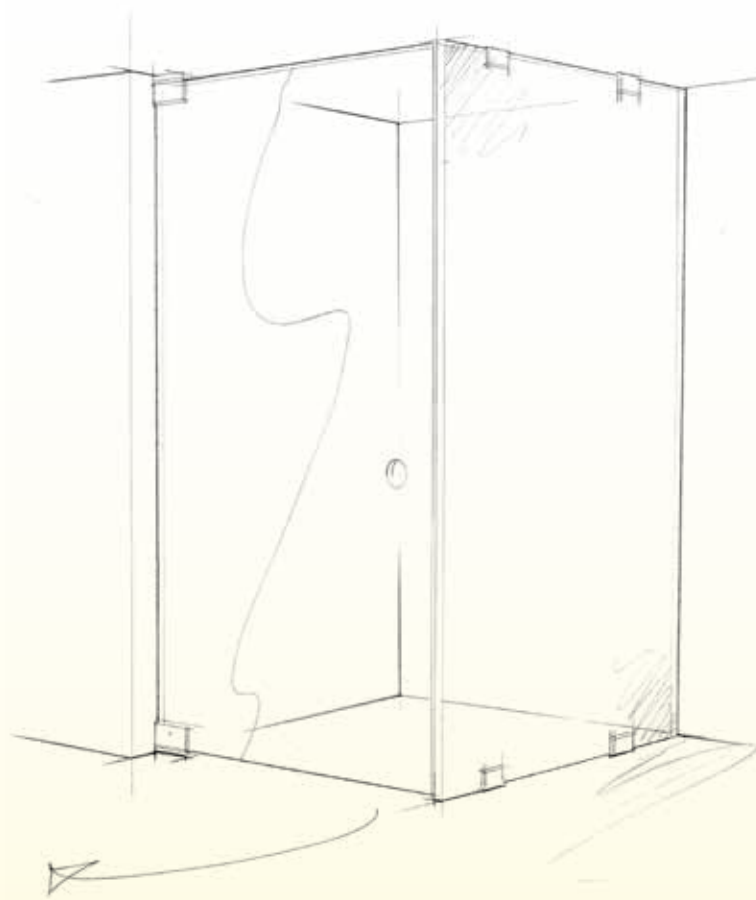
📍 Survey and installation included in price for Area 1
See page 77 for more details

Design parameters

- Maximum - panel size of up to 4m²
- door width 785mm
 - door size 1.8m²

Hinges are mechanically fixed using screws. Suitable noggings are required in the floor and ceiling for fixing

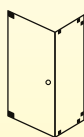
Not guaranteed watertight as there is no underframe, please design your space accordingly



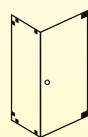
1. Select size

	Price (incl VAT)
Up to 785x1000mm	£6,690
Up to 785x1400mm	£6,885

2. Select configuration



Left hand




Right hand

4. Select glass

	Price (incl VAT)
Opti Clear	—
Grey / Bronze	+£360
Satin Etched	+£415
Opti Clear and Satin Etched	+£985
Mirrored	+£985
Blank Canvas (create your own design)	+£985

3. Select handle

	Price (incl VAT)
Short / Long Round D	—
Short / Long Square D	—
Short / Long Contour	—
Short / Long Chamfer 	—
Towel Rail	—
Round / Square Fingerprint	—

5. Select finish

	Price (incl VAT)
Standard finishes	
Polished Chrome	—
Matte Black / White	+£425
Polished / Brushed Nickel	+£425
Polished / Brushed Antique Gold	+£705
Crafted to order	
Please see page 79	+£1,040