

Ponente Standard



Select size			
Width	Adjustment	Code	Price (incl VAT)
600mm	570-600mm	DF-D600 L or R	£1,465
625mm	595-625mm	DF-D625 L or R	£1,500
650mm	620-650mm	DF-D650 L or R	£1,530
675mm	645-675mm	DF-D675 L or R	£1,560
700mm	670-700mm	DF-D700 L or R	£1,595
725mm	695-725mm	DF-D725 L or R	£1,620
750mm	720-750mm	DF-D750 L or R	£1,645
775mm	745-775mm	DF-D775 L or R	£1,685
800mm	770-800mm	DF-D800 L or R	£1,710
825mm	795-825mm	DF-D825 L or R	£1,740
850mm	820-850mm	DF-D850 L or R	£1,770
875mm	845-875mm	DF-D875 L or R	£1,795
900mm	870-900mm	DF-D900 L or R	£1,830

Standard Specification

- Anti-calcium coating
- Chrome components
- Short Square D handle
- Clear glass
- 8mm door
- 1950mm tall
- Supplied without headrail
- Positive closure with ball catch

Notes

- Please read installation notes opposite before specifying this door

Ponente Bespoke

Adjustment

30mm

Survey and Installation Service

⌘ Tier 3

Design parameters

Maximum height 2200mm

Can be specified with or without headrail


Suitable for steam with headrail

Manufactured to the Standard Specification opposite unless requested otherwise


1. Select size

	Price (incl VAT)
Up to 800mm	£1,985
Up to 1000mm	£2,195

2. Select handing




Left hand



Right hand

3. Select handle

	Price (incl VAT)
Short / Long Round D	—
Short / Long Square D	—
Short / Long Contour	—
Short / Long Chamfer 	—
Towel Rail	—
Round / Square Fingerpull	—

4. Select glass

	Price (incl VAT)
Clear	—
Opti Clear	+£185
Grey	+£290
Satin Etched	+£290

5. Select finish

	Price (incl VAT)
Standard finish	
Polished Chrome	—
Crafted to order finishes	
Matte Black / White	+£545
Polished / Brushed Antique Nickel	+£545
Polished / Brushed Antique Gold	+£675
City / Country Bronze	+£1,045