



MAJESTIC WETROOMS

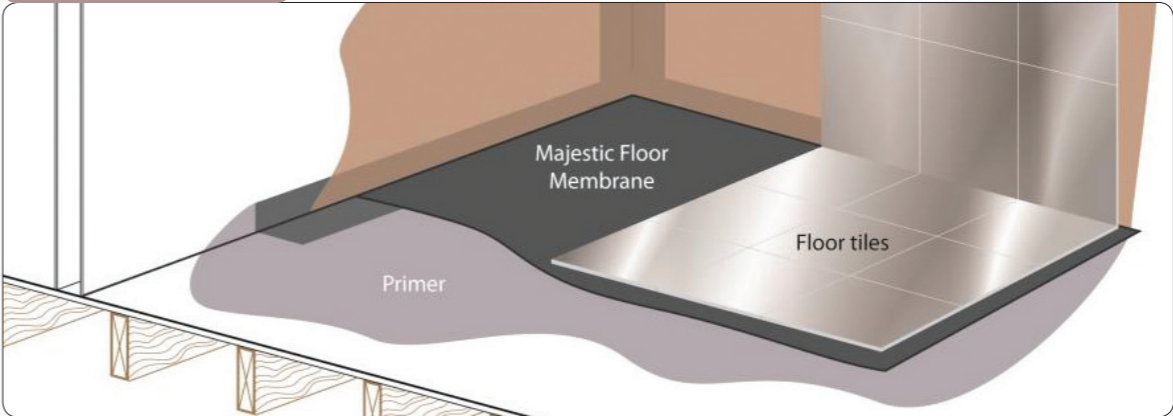
MAJESTIC FLOOR MEMBRANE

PRODUCT
GUIDE

MAJESTIC FLOOR MEMBRANE

MAJESTIC FLOOR MEMBRANE

PRODUCT DETAIL



The Majestic Floor Membrane is a self-adhesive waterproof membrane designed for use prior to the application of ceramic tiles and natural stone onto timber and solid floors in wetrooms and other critical areas.

Majestic Floor Membrane comprises a self-adhesive cold applied waterproof membrane which consists of

a thick butyl waterproof layer incorporating a fleece on one side.

Majestic Floor Membrane is quick and easy to apply, providing a consistent waterproof layer that is guaranteed not to leak.

KEY FEATURES

- 10 year guarantee
- Suitable for timber and solid floors
- Self-adhesive - quick and easy to apply
- Ready to tile immediately
- Ideal for fast track construction
- Supplied as a kit
- Factory controlled thickness



MAJESTIC FLOOR MEMBRANE

KIT CONTENTS

Majestic Floor Membrane

A self-adhesive waterproof membrane consisting of a 2mm thick butyl layer, incorporating a fleece on one side.

Width 1 Metre.

Reinforcing Tape

A 1mm thick self-adhesive tape for reinforcing all wall and floor junctions, butt joints and other detail work in the membrane.

Width 125mm.

Primer

A quick drying acrylic primer for use prior to the application of the membrane and Reinforcing Tape.

Jointing Compound

A high quality polymer based sealant for use at all butt joints, pipe entries, wall and floor junctions.

Putty

A non-setting self-supporting putty for filling small gaps or voids around pipe entries etc.

MEMBRANE KIT




PRE-FORMED CORNERS

Pre-Formed Corners

Designed to simplify the installation of the membrane.

Manufactured from tough but flexible polyethylene, the corner unit is placed into a corner prior to the installation of Reinforcing Tape at wall/floor junctions.

PRE-FORMED CORNERS



REINFORCING TAPE

Reinforcing Tape

125mm wide self-adhesive waterproofing tape for sealing critical detail such as wall junctions, soap recesses, pipe boxing and other such areas prior to tiling.

REINFORCING TAPE



MAJESTIC FLOOR MEMBRANE

PRODUCT DETAILS

IMAGE

DESCRIPTION



5m² Membrane kit

Kit contains – 5m x 1m roll of Membrane, 10m Reinforcing Tape, 500ml Primer, 310ml Jointing compound, 500g Putty



10m² Membrane kit

Kit contains – 10m x 1m roll of Membrane, 15m Reinforcing Tape, 1Ltr Primer, 310ml Jointing compound, 500g Putty

For timber floors we recommend that the Majestic Floor Membrane is applied to the entire wetroom floor.

For solid floors we recommend that the Majestic Floor Membrane is applied to the shower area plus an additional one metre in either direction.

Majestic Wall Membrane should then be applied to the walls of the shower area and overlapped onto the Reinforcing Tape.

Care should be taken to ensure the temperature is at least 10°C. Conditioning of the membrane in a warm area prior to use will enhance its adhesion properties during application.

MAJESTIC FLOOR MEMBRANE

IN DETAIL

Majestic Floor Membrane is a unique, pre-formed flexible self-adhesive waterproof membrane.

It is ideal for use on substrates, such as timber, masonry, concrete, plasterboards, gypsum and existing ceramic or natural stones. Once applied, Majestic Floor Membrane is ready to tile immediately.

Majestic Floor Membrane is cold applied, consisting of a 1 mm thick butyl waterproof layer, incorporating a fleece on one side. It has been developed for use prior to the fixing of ceramic tiles and natural stone, applied using a

flexible rapid-set tile adhesive, which keys to the fabric. As the adhesive dries it forms a strong permanent bond to the membrane.

Majestic Floor Membrane and ancillary products should be stored in the original cartons, upright and out of direct sunlight, below 35°C. Protect from frost. Cartons should not be over stacked.

The membrane may be tiled onto immediately, however it will take 48 hours to achieve it's full bond strength.

MAJESTIC FLOOR MEMBRANE PERFORMANCE & COMPOSITION

Membrane thickness	1 mm
Joint Tape thickness	1 mm
Tensile Strength (ASTM D3759)	140N /5cm - (Cross Direction)
Elongation at break (ASTM D3579)	120% - (Cross Direction)
Peel Adhesion at 180° angle (ASTM 3330)	≥ 1 IN/mm

TIMBER FLOORS (SMALL EN-SUITE)

Majestic Floor Membrane to be applied, in accordance with the manufacturer's recommendations, to the entire floor area. Additional Reinforcing Tape to be applied to all wall to wall junctions, soap recesses etc, within the shower area.

Majestic Wall Membrane to be applied, in accordance with the manufacturer's recommendations, to the walls within the shower area finishing a minimum of 2 metres high and overlapping onto the floor Membrane.

All pipe penetrations to be sealed with Jointing Compound.

For steam rooms, Majestic Wall Membrane should be applied full height to all walls.

LARGE TIMBER FLOORS AND SOLID FLOORS

Majestic Floor Membrane to be applied, in accordance with the manufacturer's recommendations, to the floor area finishing a minimum of 1 metre outside the shower area in all directions. Additional Reinforcing Tape to be applied to all wall to wall junctions, soap recesses etc, within the shower area.

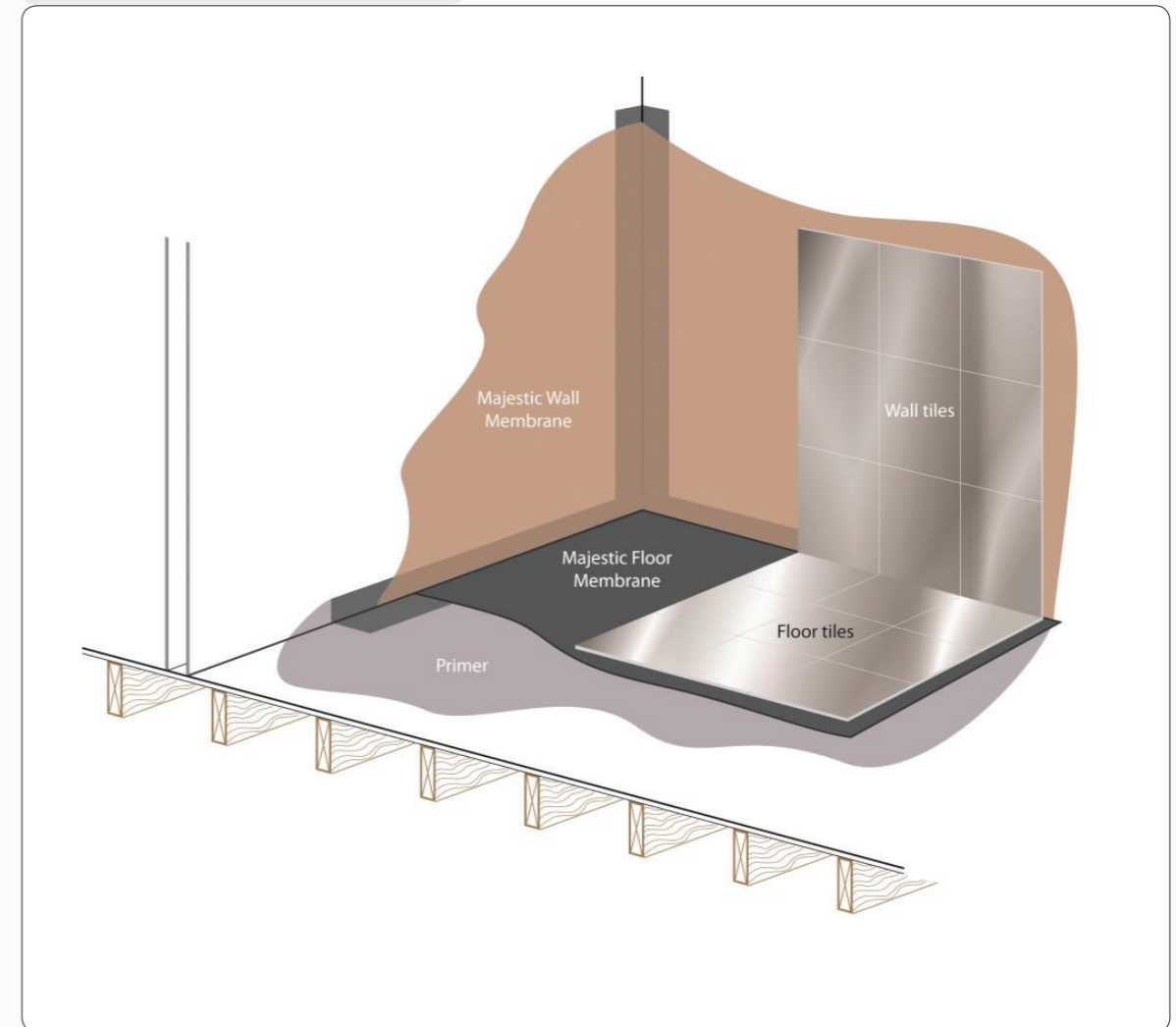
Majestic Wall Membrane to be applied, in accordance with the manufacturer's recommendations, to the walls within the shower area finishing a minimum of 2 metres high and overlapping onto the floor Membrane.

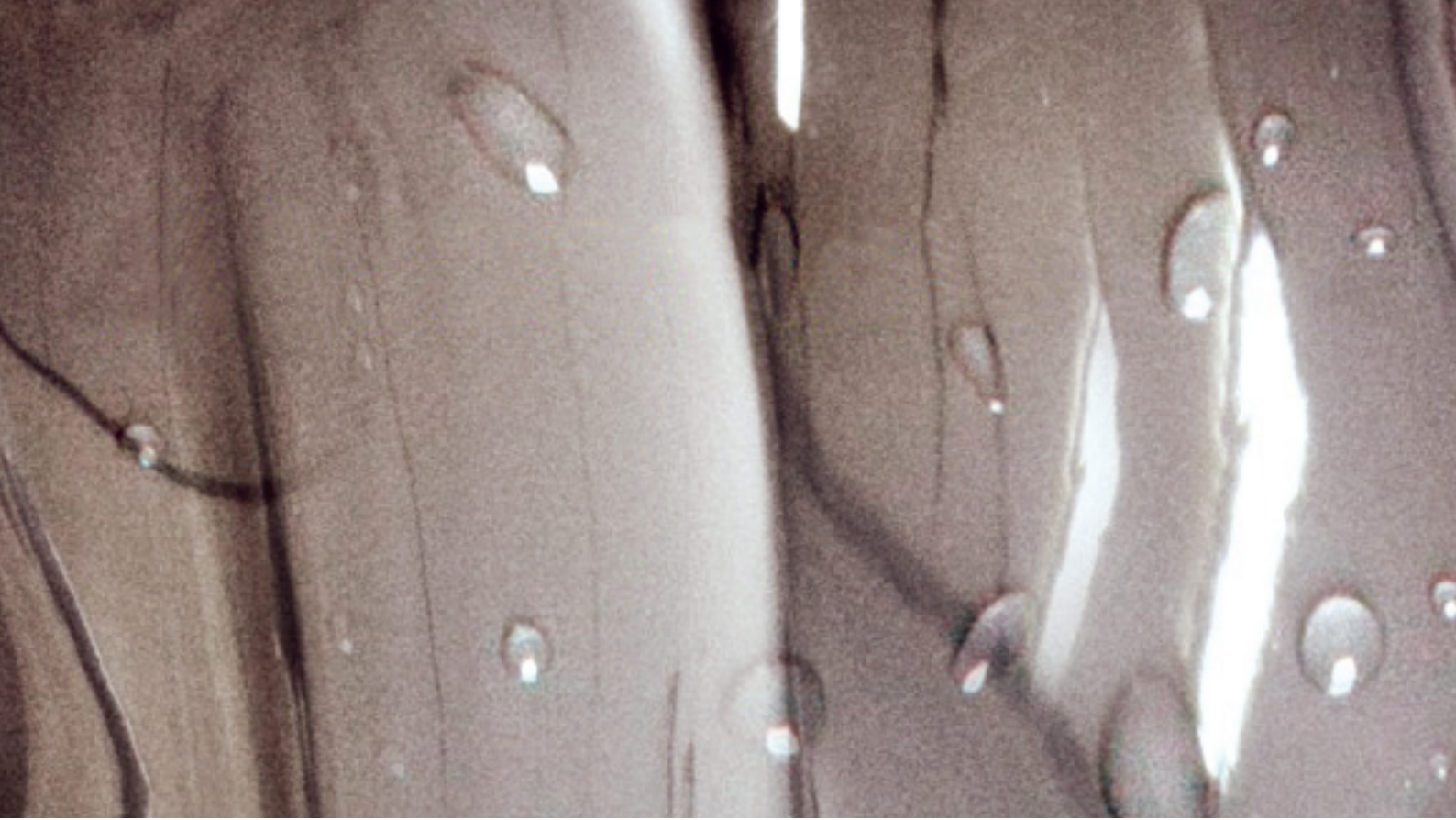
All pipe penetrations to be sealed with Jointing Compound.

For steam rooms, Majestic Wall Membrane should be applied full height to all walls.

MAJESTIC FLOOR MEMBRANE

TYPICAL WATERPROOFING DETAIL





Majestic Shower Company Ltd

Harlow Office

Two North Place
Edinburgh Way
Harlow, Essex
CM20 2SL

Telephone: +44 (0)844 800 1500

Facsimile: +44 (0)1279 635074

Barnsley Office

Unit C, Shortwood Court
Shortwood Business Park
Barnsley, South Yorkshire
S74 9NW

Telephone: +44 (0)1226 360300

Facsimile: +44 (0)1226 749900

info@majesticshowers.com

www.majesticshowers.com

